



[Featured Content](#)

[Contact Us](#)

[Product Reviews](#)

[My Hair](#)

[Healthy Hair Articles](#)

[Bath & Body](#)

[Hair2Toe Beauty Forum](#)

SUBSCRIBE VIA EMAIL

Enter your email address:

Delivered by [FeedBurner](#)

Saturday, December 5, 2009

FLEXI RODS = FAST, FUN STYLES

I had forgotten how much I like flexi rods. I love these because they take half the time to set with compared to magnetic rollers and give the perfect spiral set. My curls are always luscious and bouncy! And the style shrinks my hair up off of my shoulders making this a great protective style for winter!

Today was wash day and after I finished my regimen, I set my hair on the magenta flexi rods which are 1 1/8". I used 12 rods and it took me about 15 minutes, if that to set my hair. Very fast.

Here are my results...For more pics, visit my [Fotki album](#).



PLEASE SUBSCRIBE VIA FEED ICON



[Subscribe in a reader](#)

THANK YOU FOR FOLLOWING!

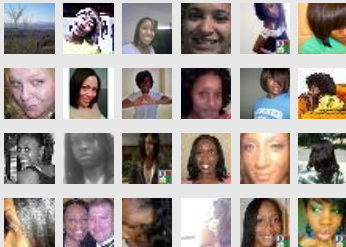


Follow


with Google Friend Connect



Followers (38) [More »](#)



HAIR2TOE BEAUTY ON YOUTUBE



[Visit Hair2Toe](#)

HAIR2TOE BEAUTY PARTNERS

Visit Sister Soldier Project @ www.sistersoldierproject.com for more information on how to support deployed servicemembers in receiving hair care products.

elf
eyes lips face
FREE GIFT
FRENCH
MANICURE SET



with \$15 purchase
use coupon code POLISHED

Get your
free e-book,
"The 3 Simple Secrets
to Growing Great Hair"
at
janecartersolution.com


felica.com
give hair happiness
[shop](#)



Fekkai® Glossing Products

Glossy, shiny hair. Buy at Fekkai.com-free shipping over \$100!

www.fekkai.com/Glossing
Ads by Google



The most important tip to maintaining this style is to not separate the curls too much initially after unrolling. At night, you can gather the curls and lightly re-roll with your fingers into a pin-curl securing them with a bobby pin at the base. Cover with a hair net or satin bonnet and hit the sack. In the morning, simply remove your pins, lightly finger comb and go!

For daily moisture, I recommend lightly misting a water based leave in conditioner and dabbing your fingers in a very light serum prior to pin curling. While you curl, you are lightly adding product to your hair to maintain shine and moisture. My favorites are Jane Carter Solution leave in conditioner and hair nourishing serum.

For more tips and tricks on how to create and maintain curly styles, visit us @ [Hair2Toe Beauty Forum](#).

Labels: [African American Hairstyle tips](#), [Black Healthy Hair Tips](#), [My hair](#), [PJ Paradise](#), [Product Review](#)

You might also like:



New Haircut!



How Did I Get My Hair So Healthy?



Updo Hair Style Tips

LinkWithin



3 COMMENTS:

LaQT said...

Gorgeous set. I really need to figure out how to do this. I need to buy the right size and amount first. I don't know what I was thinking buying only one pack of the orange ones. No wonder it didn't come out right. I only had six rollers.

DECEMBER 6, 2009 5:03 PM

PROGRESS T-SHIRTS \$14!



Shirt fits true to size and is available in S, M, L, and XL. Measurements are in real inches and go from SL to WL for most people. Price: \$14 + \$4.95 Priority Shipping to US International Shipping available! Send us an email for shipping costs for your address!

Sizes Available

Small

Buy Now



HAIR2TOE BEAUTY ARCHIVE

► 2010 (76)

▼ 2009 (75)

▼ December (14)

[Jane Carter Interview: Full Audio](#)

[Jane Carter of Jane Carter Solution Interview: The...](#)

[H2t Flexirod Tutorial on YouTube](#)

[One Lather or Two?](#)

[Jane Carter of Jane Carter Solution Interview: Sha...](#)

[Jane Carter Interview Coming Soon!](#)

[KeraCare's 1st Lather and Detangling Shampoos](#)

[Stick 2 It! Challenge Update - 2 Weeks In](#)

[Hair2Toe Beauty Supports Sister Soldier Project](#)

[Flexi Rods = Fast, Fun Styles](#)

[GREAT SALE @ FOLICA!! Ends 12/4](#)

[How Did I Get My Hair So Healthy?](#)

[Stylist Decision Reversed](#)

[December Member of the Month!](#)

► November (7)

► October (10)

► September (44)

Lavendar said...

This is a beautiful set! I've been wanting to try flexi-rods for the longest time. I'm always afraid I won't do them right and will have wasted my money. Do you have a video on how to put them in?

DECEMBER 19, 2009 5:32 PM

Hair2Toe Beauty said...

LaQT and Lavendar, the next video will be on flexi rods!

DECEMBER 19, 2009 5:47 PM


Post a Comment

Living Proof No Frizz
The first new anti-frizz technology in 30 years.
No silicones, no oils.
www.LivingProof.com/no-frizz

New Hair Endurance
Cleans for Thicker Looking Hair in One Week.
Hair Endurance by H&S!
HeadandShoulders.com/HairEndurance

Perfect 10 Hair Color
Get High Gloss Color with Better Protection in Just 10 Minutes!
www.Clairol.com/Healthy-Looking

Cure Kids Lice & Nits Now
Use Rosemary Repel & Lice Good-Bye Hair Products. Visit & Order Online
www.FairyTalesHairCare.com/KidsLice

 Ads by Google

LABEL CLOUD

[Newer Post](#)

[Home](#)

[Older Post](#)

Subscribe to: [Post Comments \(Atom\)](#)